




Talavera Junior School

Year 4 Newsletter

Spring 2 - Fire and Ice




Year 4 have had a fantastic first half of the year and are beginning to show some fantastic progress. This half-term, we will be learning about biomes and climate zones linked to Antarctica to help us answer our enquiry question 'Is Antarctica inhabitable?'

This is a Geography-based unit where children will explore Antarctica and the distribution of its natural resources. Alongside that, they will begin to learn about Shackleton's exploration of Antarctica during his 'Endurance' mission.



English:
Shackleton's Journey, Ice Trap,
Ernest Shackleton - Little People,
BIG DREAMS

Class Reader:
Range of non-fiction books and The
Firework Maker's Daughter.



Geography: Biomes and climate zones

Science: Plant reproduction

Computing: Data logging (Excel)

Music: Listen 2 Me music
(Brass instruments/ African drumming)

French: Animals and adjectives

Indoor PE: Dance

Outdoor PE: Netball

PSHE: Friendship

RE: Rituals (Christianity)

DT: Healthy living food creation (Fruit bars)

Times Tables:

This half-term will have a continued focus on times tables to ensure the children are prepared for the Summer national times table check. You will shortly be receiving a letter updating you on your child's progress and what we believe will be their predicted outcome. We are continuing to run some before school boosters for children who would benefit from extra support. If you feel your child would benefit from attending, please do discuss with your child's teacher.

KEY DATES:

Thursday 6th March: World Book Day (book character dress up)

Friday 14th March: Parents vs. Kids rugby

Wednesday 26th March: Talavera Treat (selected children)

Thursday 3rd April: House times tables competition

Friday 4th April: Annual reports to parents

Tuesday 22nd April: First Day of Summer Term

Homework:

Parent support is crucial to a child's education. By working together, we can support your child to make great progress.

Each week, your child must:

- Read at least 3 times per week and record this in their reading record which must then be signed by an adult.



- Learn their 5 spelling words which are sent home on a spelling label.
- Practise times tables for at least 20 minutes through TTRockstars.



Thank you in advance for your support and cooperation. If you have any questions or concerns, do not hesitate to contact your child's teacher.

If you have any questions or concerns, do not hesitate to contact your child's teacher.



Year 4 Newsletter

Spring 2 - Fire and Ice



Physical Education:

P.E. is a vital part of our curriculum, a government requirement and a subject our children enjoy. However, to ensure children are able to fully participate, it is vital that children remember their PE kit. This should consist of black shorts, (black jogging bottoms or running tights for winter months) and a red t-shirt (or plain white). PE kits must also contain trainers. Although we understand some children wear their P.E. kit to clubs, their kit should be in school **every day**.



<u>Indian Elephants</u>	<u>Bengal Tigers</u>	<u>Mountain Gorillas</u>	<u>Giant Pandas</u>
Monday (Outdoor) Tuesday (Indoor)	Monday (Indoor) Thursday (Outdoor)	Monday (Indoor) Thursday (Outdoor)	Tuesday (Indoor) Thursday (Outdoor)

Talavera Smart uniform reminders:

At Talavera we continue to have high expectations for school uniform. Please ensure your child is following the correct dress code in line with our uniform policy,

Please see below some key reminders:



- Children are only permitted to wear one pair of earring **which must be studs**. These must be removed or tape provided on PE days.
- Children should be wearing black school trousers/ skirt/ dress daily. **Leggings and jogging bottoms are not permitted**.
- Children should wear a white polo shirt which is different from their PE top.
- Nail polish and temporary tattoos must be removed before coming to school.
 - Hair which is shoulder length or longer must be tied up.
- A red cardigan or jumper should be worn in school. **Hoodies are not part of the uniform policy**.
- Your child needs to wear plain, black shoes. Please see some examples below. Contact us if you're not sure.



If you are experiencing any difficulty providing your child with suitable uniform, do not hesitate to speak to Mrs Webb or the office and the school will assist you. Remember we also have our second hand uniform trove which is available when requested at the School office.




Year 4 Newsletter

Spring 2 - Fire and Ice








Reading



A polite reminder that your child should be reading at home at least 3 times a week and at least once a week to an adult. This is vital to support your child with their speed and fluency in turn preparing them for more challenging comprehension work in class. Please also ensure this is recorded in their diary so that the school can keep track of their progress. Aside from reading their school reading or library book, they can also record any other book they have read. SORA is an excellent resource that the children are already signed up to. If you cannot find your child's login, please ask their class teacher.

These are just a few of the books on SORA linked to our new topic for children to enjoy. Simply type 'Antarctica' into the search bar and a wide selection of stories will appear.



Online Safety

Do you know how to report content?

If you see something that's not following Instagram's Community Guidelines (e.g. nudity or self-harm), you can report it from within the app or on [instagram.com](https://www.instagram.com).

- Tap ... (iOS) or ⋮ (Android) above the post
- Tap **Report**
- Follow the on-screen instructions



If you want to report someone that is impersonating you or someone you know, you can do that from within the Instagram app or on [instagram.com](https://www.instagram.com).

- Tap ... (iOS) or ⋮ (Android) in the top right of the profile
- Tap **Report**
- Follow the on-screen instructions

Do you know who your followers are?

If you have a public account, anyone can follow you and see your posts. If you have a private account, you have to approve every request to follow you and people will only be able to see your photos or videos if you approve them as a follower.



If your account is set to private, you can remove people from your followers list:

- Go to your profile
- Tap **Followers** at the top of the screen
- Tap ... (iPhone) or ⋮ (Android) to the right of the follower you'd like to remove, then select **Remove**

You can also block someone to stop them following you. (See: Do you know how to block someone?)

Instagram has a simple privacy setting: you either share your posts with anyone (a public account) or only share with people whom you have approved to follow you (a private account).

To set your account to private:

- Go to your profile, then tap ≡
- Tap **Settings**
- Tap **Privacy > Account Privacy**
- Tap next to **Private Account** to make your account private



Although your child should not be on Instagram due to the age restrictions of this app, please look at the guidance released by Instagram to help people feel safe online.

If you have concerns about your child's behaviour online, please pop to see their class teacher.